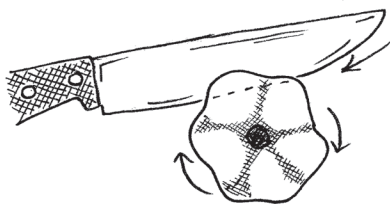


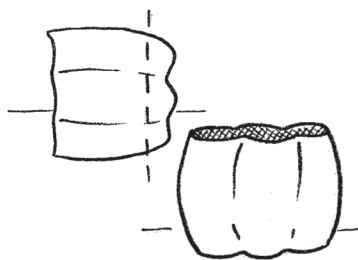
how to...

^{easily!} 1 Dice a Bell Pepper

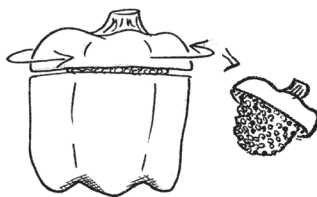
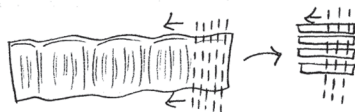
Bell peppers create issues with dicing because they don't like to lay flat and play nice--until now!



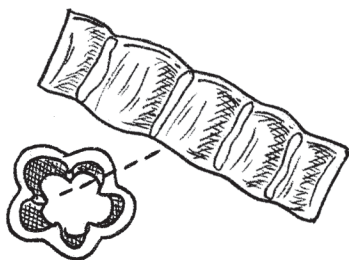
With the bell pepper on its side, cut about half an inch into the side of the pepper, just below the cap, all the way around.



With the pepper back on its side, slice off the bottom and then stand the pepper "tube" upright.



Twist off the "cap" and discard (the little bits of pepper around the stem are seldom worth fighting for) along with the seeds.



Slice through one wall of the tube, then roll out the nice, tidy "sheet" of bell pepper. Trim away any membrane that might be left over.

Slice it (great for stir-frying or fajitas) and then cut the "matchsticks" cross-wise for a nice, neat dice.